









# Rockerblotters.com

*An essential desk accessory for the fountain pen enthusiast*

## Replacing the Blotter Paper

			
1. Loosen the knob a few turns. It is not necessary to remove the knob		2. Turn the top 90 degrees.	
			
3. Slightly fold the blotter paper over the edge of the blotter so that you know where to fold the paper.		4. Fold the edges.	
			
5. Slip one end of the paper under the top, then the other end; align the top...		6. and re-tighten.	